

Manual Step Attenuator


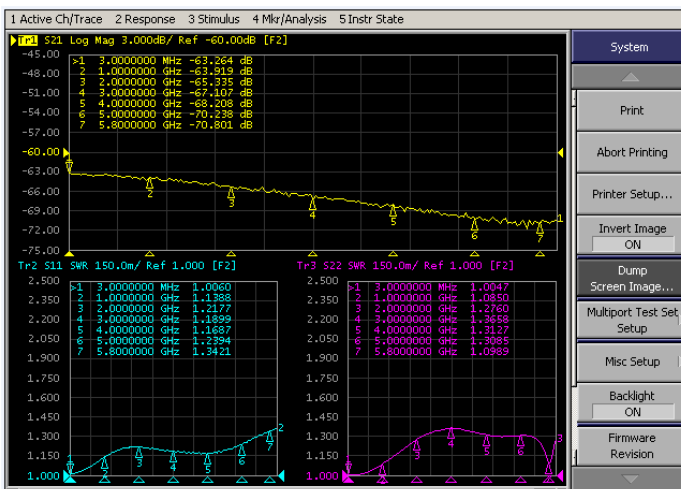
- ◆ DC to 5.8GHz
- ◆ 0 to 65dB in 1dB Step
- ◆ 5 Watt
- ◆ Choice of SMA or N Type Connectors

Features

- Using advanced microstrip technology, ultra-small size
- Attenuation values are adjustable in a power-on state, no sudden big reflection.
It adopts an innovative technology, and thus it eliminates sudden big reflection in attenuators when attenuation is being adjusted, preventing the preliminary RF circuit from being burnt, and keeping the system stable
- Step values 1dB, 2dB, 4dB, 8dB,10dB,10dB,10dB,10dB, 10dB
- 66 attenuation values
- High attenuation accuracy, low insertion loss
- High adjustment accuracy
- Low cost – High Performance
- Adjusting the transmitting (receiving) distance of RF signal precisely. Adjusting accuracy is limited to 5cm.
- Switch repeatability avg.> 10000 operations (5000 cycles) per switch.
- PC(Polycarbonate) Switch, operating temperature of 120°C is available.
- Attenuation values are adjustable in a power-on state, test data can be read continuously, no interruption.

Characteristic

For example the testing curves of VAS076501N5 of 65dB



Specifications

Frequency Range	DC to 5.8GHz
Attenuation	0 to 65dB
Step Value	1dB
Insertion loss at 0dB (typ.)	
	2.0dB in DC to 4GHz
	2.8dB in 4 to 5GHz
	3.5dB in 5 to 5.8GHz

Attenuation Accuracy (typ.)

-2.0dB~3dB in DC to 4GHz
4.5dB in 4 to 5GHz
-1dB~6.0dB in 5 to 5.8GHz

Average Power

5 Watt

Operating Temperature

-40°C to +85°C

Freq. Range (GHz)	VSWR(:1)	
	Typ.	Max.
DC to 4	1.25	1.5
4 to 5.8	1.35	1.65

Yantel Corporation

Add: 3F, Building 3, Southern District 2 of ZhongGuan Honghualing Industrial Park, Xili, Nanshan, Shenzhen, China

Tel: 86-755-8355-1886 Fax: 86-755-8355-2533

Rev A2.2

For detailed performance specs & shopping online see Yantel web site : www.yantel-corp.com

1 / 3

Model No. Description

VAS ** ** ** * * *
 Type Attenuation Range Step Value Connector Type Max. Power Connector Option

VAS: Step Variable Attenuator

Type: 07 represents type number

Attenuation Range: Maximum attenuation.

Connector Type: S and N available. S is SMA and N is N type connector.

Max. Power: 2 and 5 are available, currently 2W and 5W are available.

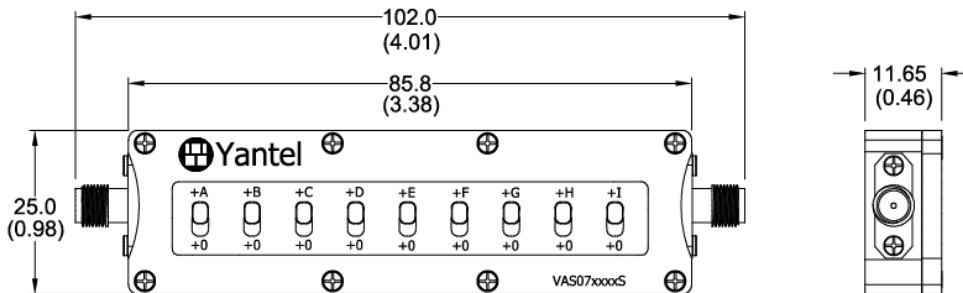
Connector Options:

Options	IO
1	Female/Female
2	Male/Female
3	Male/Male

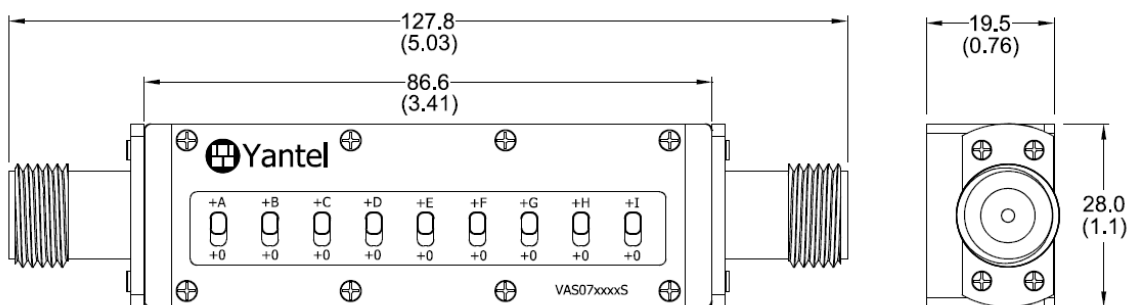
Connector Position: "A" represents back connectors, without "A" represents left and right connectors.

Package Outlines

S-type Connector Unit:mm(inch)



N-type Connector



NOTE:

1. ALL dimensions shown in mm(tolerance: +/-0.2mm) unless stated otherwise
2. RoHS Compliant in accordance with EU Directive(2011/65/EU)

Yantel Corporation

Add: 3F, Building 3, Southern District 2 of ZhongGuan Honghualing Industrial Park, Xili, Nanshan, Shenzhen, China
 Tel: 86-755-8355-1886 Fax: 86-755-8355-2533

Attention

It is much easier to adjust the switch by tools like plastic screw driver.