


### Fixed Attenuator Chip

- ◆ DC to 43.5GHz
- ◆ 1 dB and 10 dB
- ◆ 2 W



#### Features

- Adopting advance GaAs technology
- Excellent attenuation accuracy & phase balance
- High ESD level
- Low VSWR
- Die Package

#### Model No. Description

FACXXXXXX

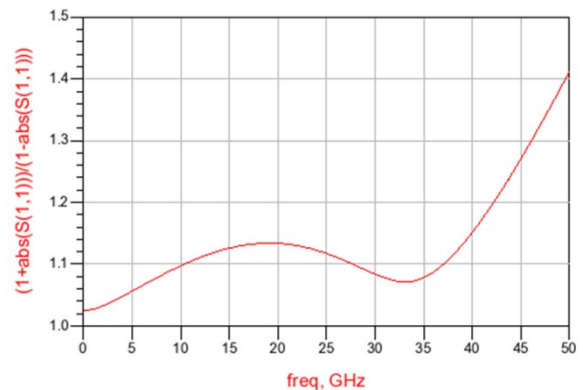
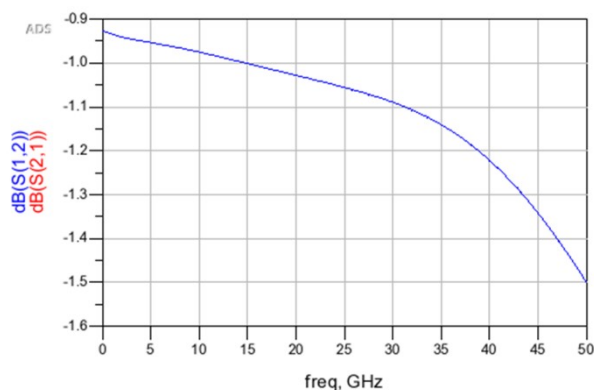
- XX- attenuation: \*\*dB.
- XX- attenuation: \*\*dB.
- XX-frequency range 06: DC to 6GHz
- 10: DC to 10GHz
- 12: DC to 12.4GHz
- 18: DC to 18GHz
- 26: DC to 26.5GHz.
- 43: DC to 43.5GHz.

#### Specifications

Frequency Range	DC to 43.5GHz
Attenuation	1 dB and 10 dB
Nonimal Impeance	50 Ohm
Rated Input Power	2W@25°C 1W@85°C
Operating Temperature	-45 °C to +85 °C

Paramter	Freq.Range (GHz)	Typ. (1dB)	Freq.Range (GHz)	Typ. (10dB)
Attenuation (dB)	DC-5	1±0.10	DC-5	10±0.10
	5-15	1±0.10	5-15	10±0.15
	15-18	1±0.10	15-18	10±0.25
	18-26.5	1±0.15	18-26.5	10±0.25
	26.5-43.5	1±0.40	26.5-43.5	10±0.30
VSWR (:1)	DC-5	1.15	DC-5	1.10
	5-15	1.20	5-15	1.25
	15-18	1.20	15-18	1.30
	18-26.5	1.20	18-26.5	1.35
	26.5-43.5	1.30	26.5-43.5	1.40

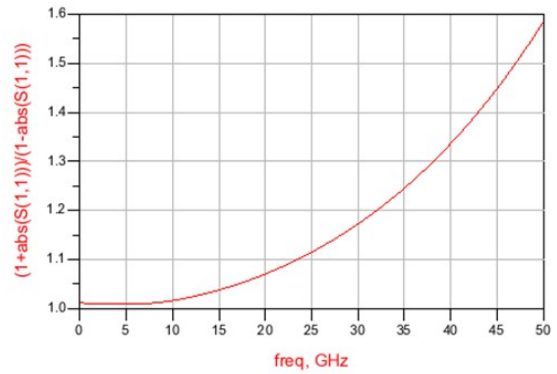
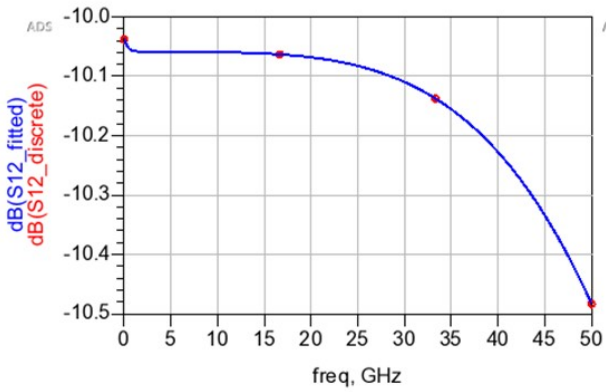
#### Test Curve



Test result of 1dB

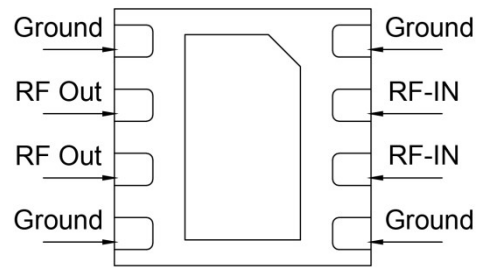
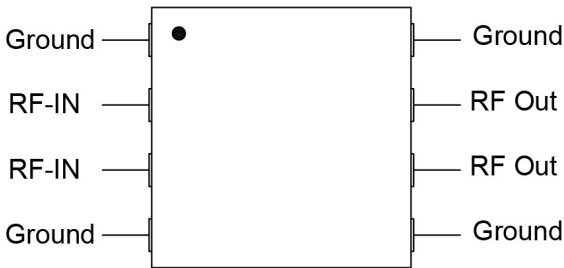
Yantel Corporation

Add: 3F, Building 3, Southern District 2 of ZhongGuan Honghualing Industrial Park, Xili, Nanshan, Shenzhen, China  
Tel: 86-755-8355-1886 Fax: 86-755-8355-2533

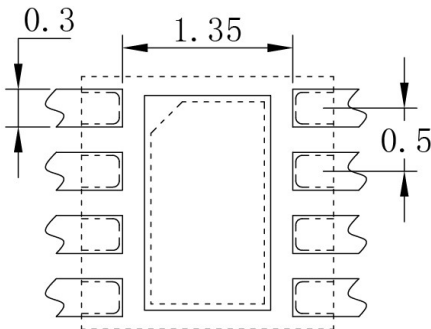


Test result of 10dB

### Pin out

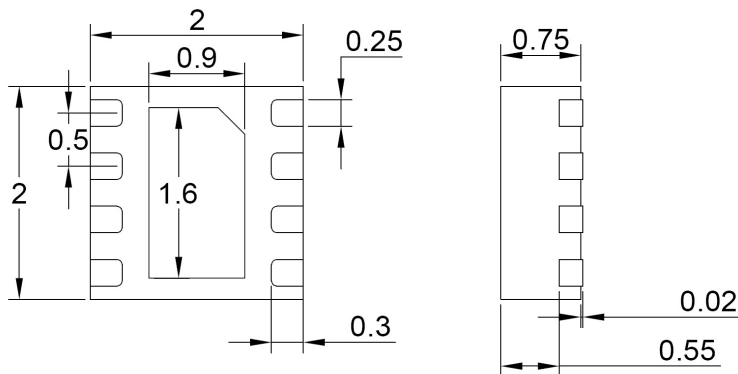


### Land Pattern



### Package Outlines

Note: all dimensions shown in mm



Yantel Corporation

Add: 3F, Building 3, Southern District 2 of ZhongGuan Honghualing Industrial Park, Xili, Nanshan, Shenzhen, China  
 Tel: 86-755-8355-1886 Fax: 86-755-8355-2533