


Manual Step Attenuator

- ◆ DC to 3GHz
- ◆ 0 to 55dB in 5dB Step
- ◆ 2 Watt
- ◆ Connector Type:SMA,N,TNC,F,BNC etc. available.

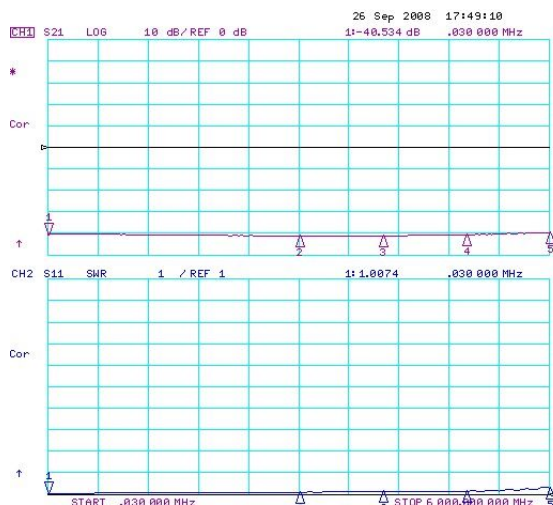


Features

- Using advanced microstrip technology, ultra-small size
- Attenuation values are adjustable in a power-on state, no sudden big reflection.
It adopts an innovative technology, and thus it eliminates sudden big reflection in attenuators when attenuation is being adjusted, preventing the preliminary RF circuit from being burnt, and keeping the system stable
- Step values: 5dB, 10dB, 10dB, 10dB,10dB,10dB
- 12 attenuation values
- High attenuation accuracy, low insertion loss.
- High adjustment accuracy
- Low cost – High Performance
- Adjusting the transmitting (receiving) distance of RF signal precisely. Adjusting accuracy is limited to 5cm.
- Switch repeatability avg.> 10000 operations (5000 cycles) per switch.
- PC(Polycarbonate) Switch, operating temperature of 120°C is available.
- Attenuation values are adjustable in a power-on state, test data can be read continuously, no interruption.

Characteristic

For example the testing curves of VAS065505S22 of 40dB



CH1 Markers

2f	41.196 dB
3f	41.443 dB
4f	40.574 dB
5f	39.786 dB

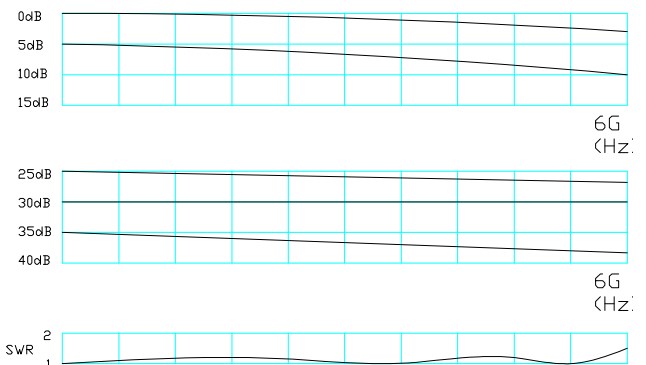
CH2 Markers

2f	1.0847
3f	1.1398
4f	1.1151
5f	1.2958

Specifications

Frequency Range	DC to 3GHz
Attenuation	0 to 55dB
Step Value	5dB
Insertion loss at 0dB (typ.)	
SMA connector	0.40dB at 1 GHz 1.0dB at 2 GHz 1.30dB at 3 GHz
N type connector	0.40dB at 1 GHz 1.0dB at 2 GHz 1.30dB at 3 GHz
Attenuation Accuracy (typ.)	
SMA connector	0 to +0.60dB at 1GHz 0 to +1.20dB at 2GHz 0 to +2.00dB at 3GHz
N type connector	0 to +0.60dB at 1GHz 0 to +1.20dB at 2GHz 0 to +2.00dB at 3GHz
Nominal Impedance	50 Ohm
Average Power	2 Watt
Operating Temperature	-40°C to +85°C

Freq. Range (GHz)	Connector Type	VSWR(:1)	
		Typ.	Max.
DC to 3	SMA	1.15	1.30
	N Type	1.15	1.30



Yantel Corporation

Add: 3F, Building 3, Southern District 2 of ZhongGuan Honghualing Industrial Park, Xili, Nanshan, Shenzhen, China
Tel: 86-755-8355-1886 Fax: 86-755-8355-2533

Model No. Description

VAS ** ** ** * * *

 Type Attenuation Range Step Value Connector Type Max. Power Connector Option

VAS: Step Variable Attenuator

Type: 06 represents type number

Attenuation Range: Maximum attenuation.

Connector Type: S and N available. S is SMA and N is N type connector.

Max. Power: 2 and 5 are available, currently 2W and 5W are available.

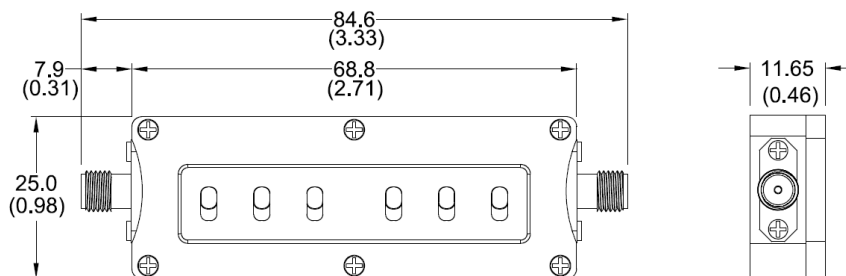
Connector Options:

Options	IO
1	Female/Female
2	Male/Female
3	Male/Male

Connector Position: "A" represents back connectors, without "A" represents left and right connectors.

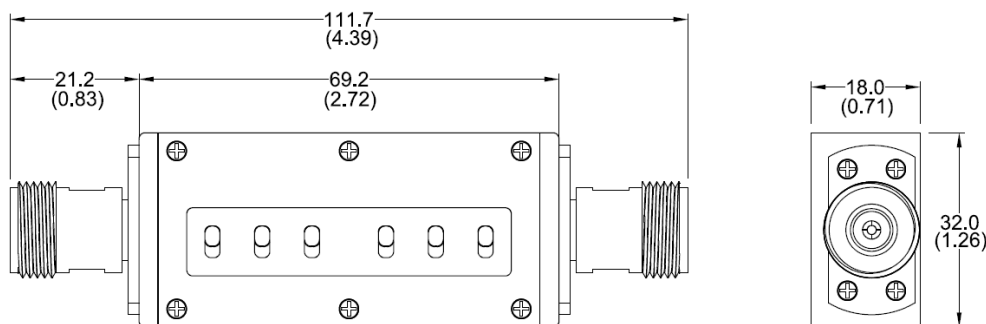
Package Outlines

SMA Connector Unit : mm (inch)



Package type: S21, Net weight: 37g

N-type Connector



Package type: N21, Net weight: 144g

NOTE:

1. ALL dimensions shown in mm(tolerance: +/-0.2mm) unless stated otherwise
2. RoHS Compliant in accordance with EU Directive(2011/65/EU)

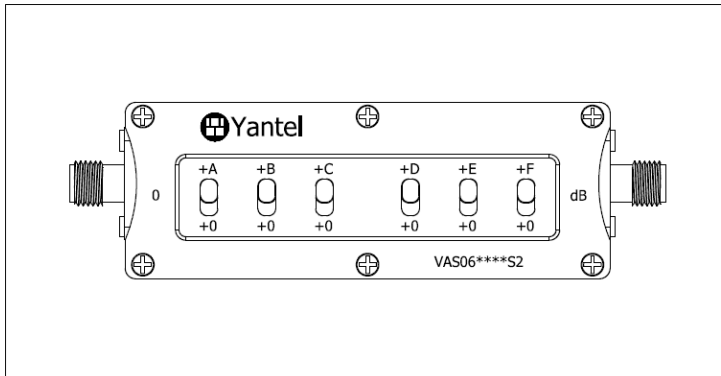
Yantel Corporation

Add: 3F, Building 3, Southern District 2 of ZhongGuan Honghualing Industrial Park, Xili, Nanshan, Shenzhen, China
 Tel: 86-755-8355-1886 Fax: 86-755-8355-2533

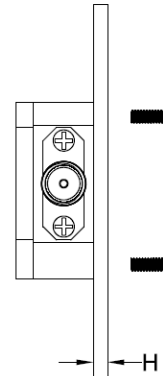
Mounting Instructions:

This product is panel-mountable via screws.

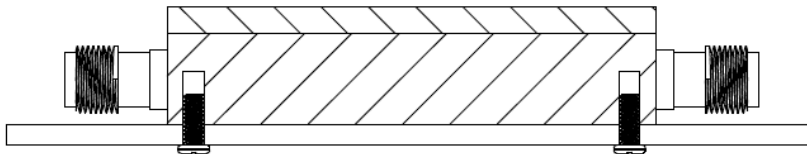
- Four mounting holes on the product plate. Refer to Fig2, Fig6.
- H represents the thickness of panel. Refer to Fig3, Fig4.
- Recommended length of the screw is 3mm+H. Refer to Fig5.



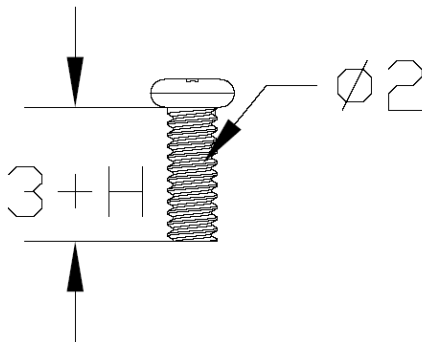
Front View Fig 2




Lateral View Fig 3



Sectional View Fig 4




Recommended length of the screw Fig 5



Mounting holes on user's panel Fig 6

Note:

Attempt to disassemble the product can damage it and void your warranty. In case of any malfunction, please contact your local representative, distributor or the factory immediately.

Attention

It is much easier to adjust the switch by tools like plastic screw driver.