

### Description

Yantel's surface mount catalog bandpass filters utilize Yantel's low loss temperature stable materials which offer small size and minimal performance variation over temperature. The catalog BPF's are offered in a variety of frequency bands, which offers a drop in solution with highly repeatable performance.

### Features

- Small Size
- Fully Shielded Component
- Solder Surface Mount Package
- Moisture Sensitivity Level: MSL1
- Frequency Stable over Temperature
- Operating & Storage Temp: -55°C to +125°C
- Characteristic Impedance: 50Ω

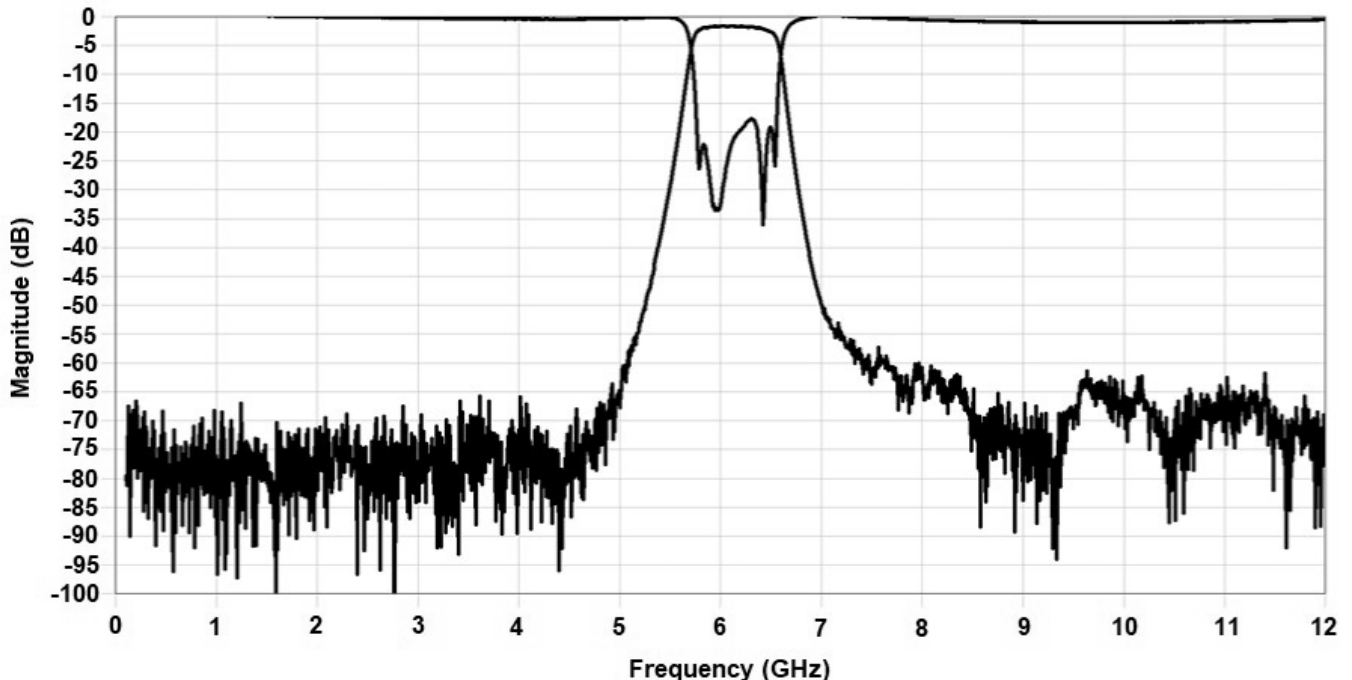
### Specifications\*

Parameter	Frequency Range (GHz)	Min	Typ.	Max
Insertion Loss (dB)	5.85 - 6.425		2.5	3.0
Return Loss (dB)		10.0	15.0	12.0
Low Side Rejection (dB)	DC - 5.3	40.0	45.0	
High Side Rejection (dB)	7.0 - 14.0	40.0	45.0	
CW Input Power** (W)				10
$\theta_{JC} \left( \frac{^{\circ}\text{C}}{\text{W}} \right)$	7.5			
Size (L x W x H)	11.43 x 5.08 x 2.50 mm			

\*Electrical specifications based on typical probed performance at room temperature. Insertion loss shall vary  $\pm 0.5$  dB over temperature.

\*\*Power rating assumes the component will be mounted to a PCB with good thermally conducting ground vias as outlined in the recommended PCB layout that are connected to an adequate heat sink. Max power is based on 125°C base temperature.

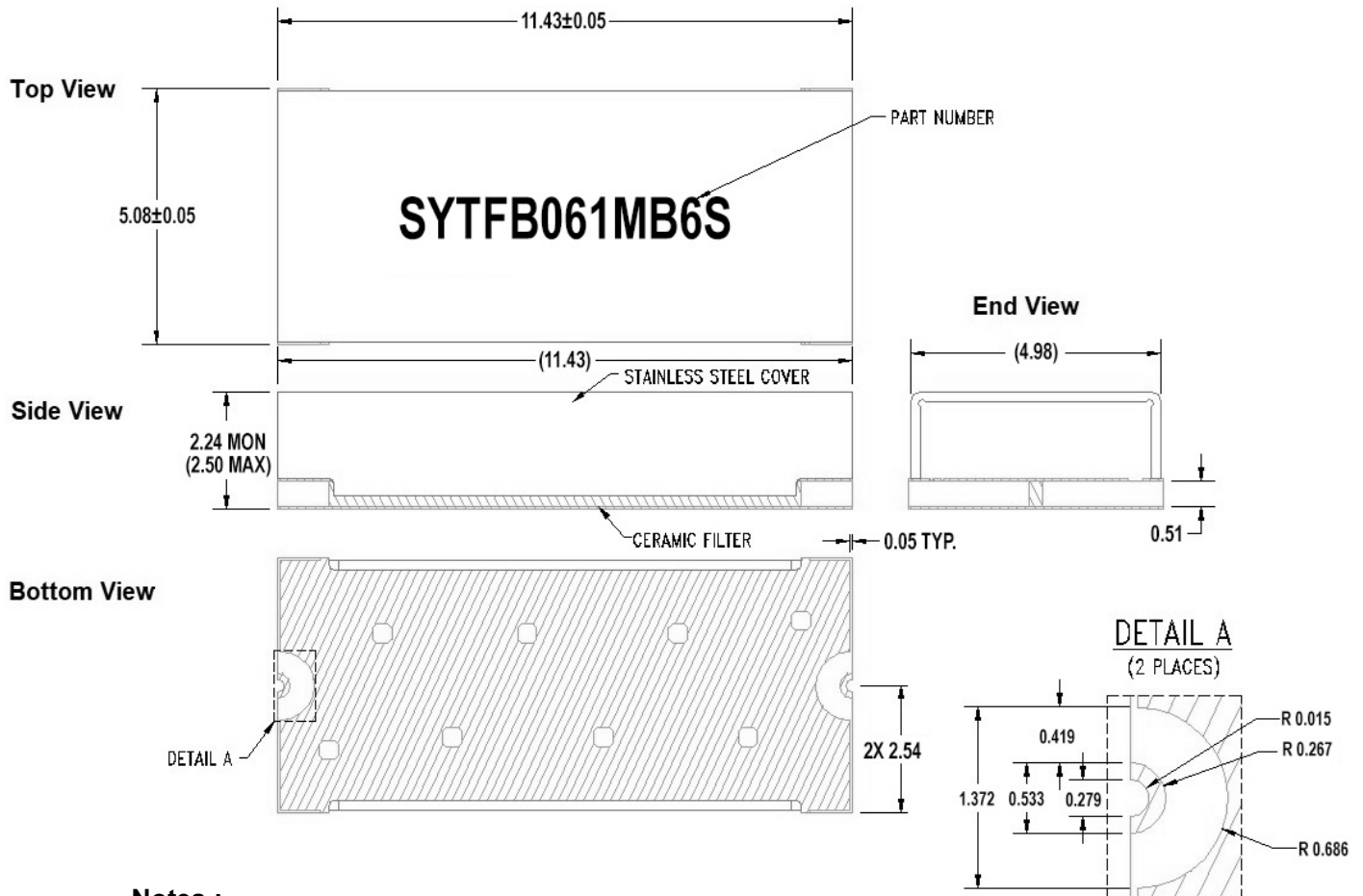
### Typical Measured Performance



\*Typical de-embedded measured performance mounted on a connectorized test fixture. DEB is 0.254mm RO4350B with 50.0Ω CPW ground traces going into the ports at room temperature.

### Physical Dimensions

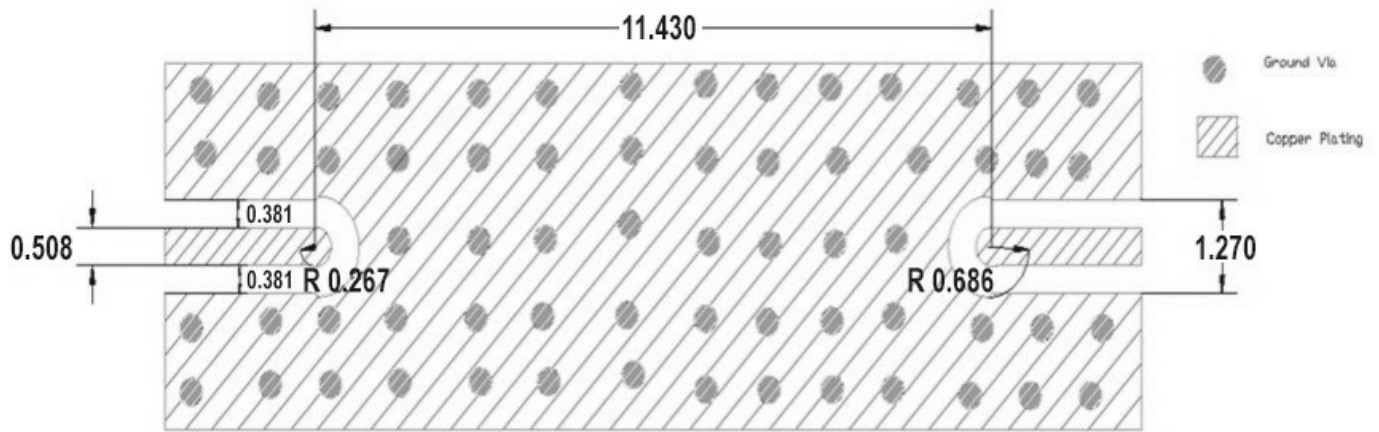
Units = mm



### Notes :

1. Termination Finish:  
ENIG: 76-152  $\mu\text{m}$  Au over 1270  $\mu\text{m}$  Ni
2. Maximum Assembly Process Temperature: 250°C
3. Dimension tolerance:  $\pm 0.05$

### Recommended PCB Layout



Units = mm

#### Note:

- 50Ω trace dimensions are application specific.
- Ensure adequate grounding beneath the part.