

### Description

Yantel's surface mount catalog bandpass filters utilize Yantel's low loss temperature stable materials which offer small size and minimal performance variation over temperature. The catalog BPF's are offered in a variety of frequency bands, which offers a drop in solution with highly repeatable performance.

### Features

- Small Size
- Fully Shielded Component
- Solder Surface Mount Package
- Moisture Sensitivity Level: MSL1
- Frequency Stable over Temperature
- Operating & Storage Temp: -55°C to +125°C
- Characteristic Impedance: 50Ω

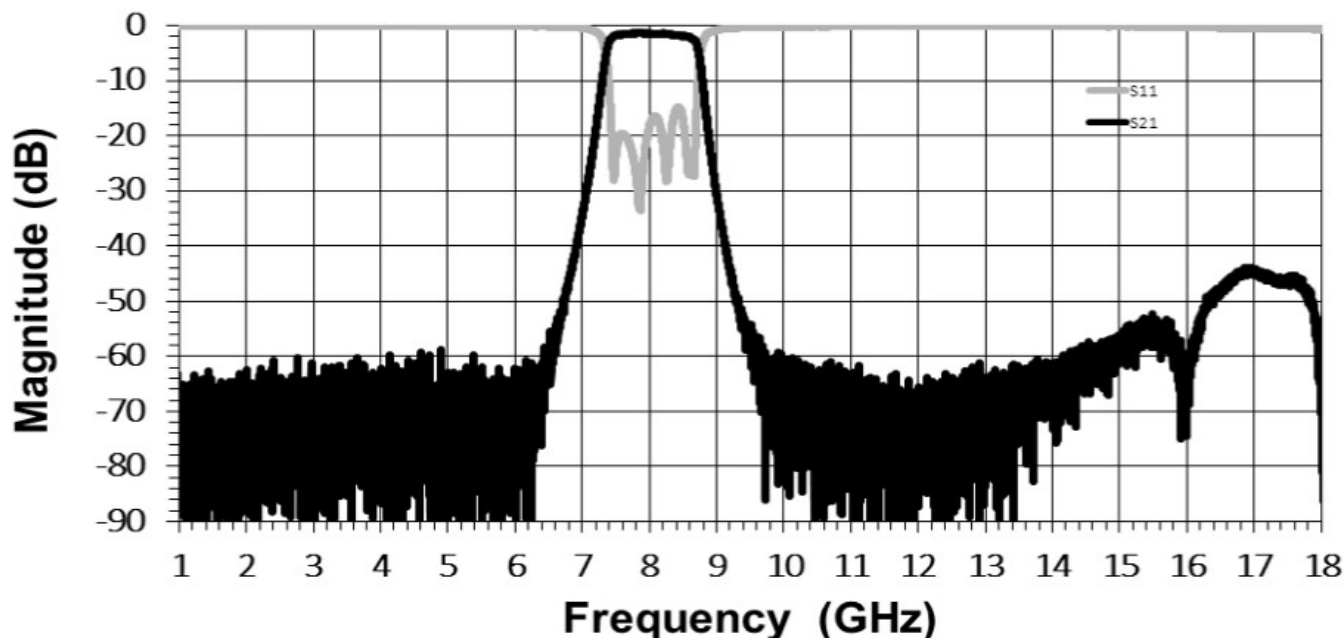
### Specifications\*

Parameter	Frequency Range (GHz)	Min	Typ.	Max
Insertion Loss (dB)	7.5 - 8.5		2.0	3.0
Return Loss (dB)		10.0	14.0	
Low Side Rejection (dB)	DC - 6.8	30.0	45.0	
High Side Rejection (dB)	9.2 - 18.0	30.0	40.0	
CW Input Power** (W)				10
$\theta_{JC} \left( \frac{^{\circ}\text{C}}{\text{W}} \right)$	7.5			
Size (L x W x H)	12.7 x 4.57 x 2.62 mm			

\*Electrical specifications based on typical probed performance at room temperature. Insertion loss shall vary  $\pm 0.5$  dB over temperature.

\*\*Power rating assumes the component will be mounted to a PCB with good thermally conducting ground vias as outlined in the recommended PCB layout that are connected to an adequate heat sink. Max power is based on 125°C base temperature.

### Typical Measured Performance

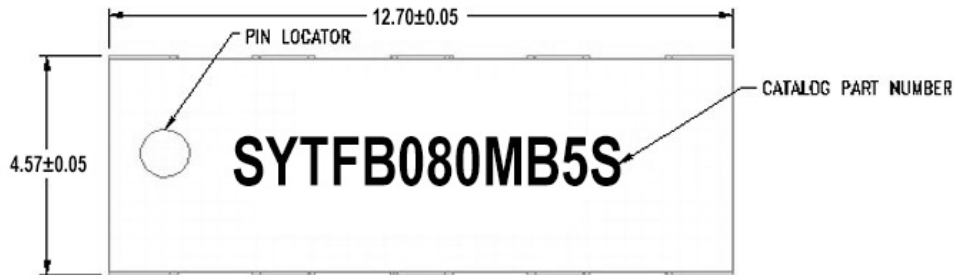


\*Typical de-embedded measured performance mounted on a connectorized test fixture. DEB is 0.254mm RO4350B with 50.0Ω CPW ground traces going into the ports at room temperature.

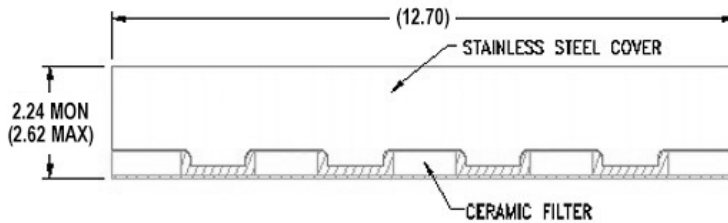
### Physical Dimensions

Units = mm

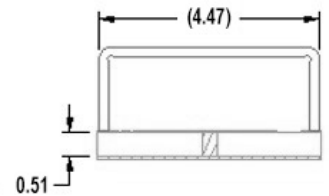
#### Top View



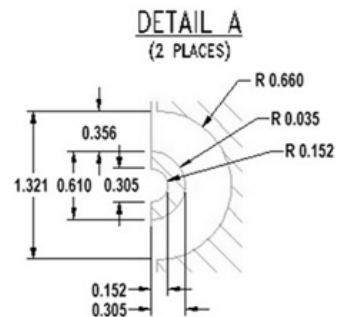
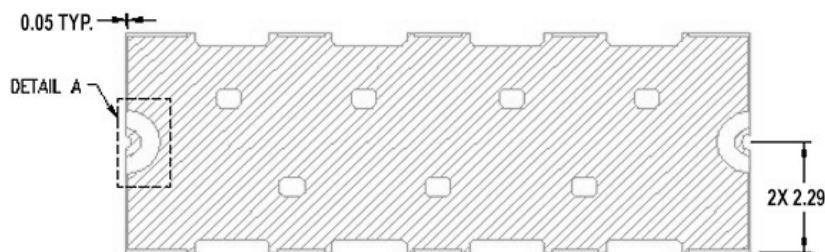
#### Side View



#### End View



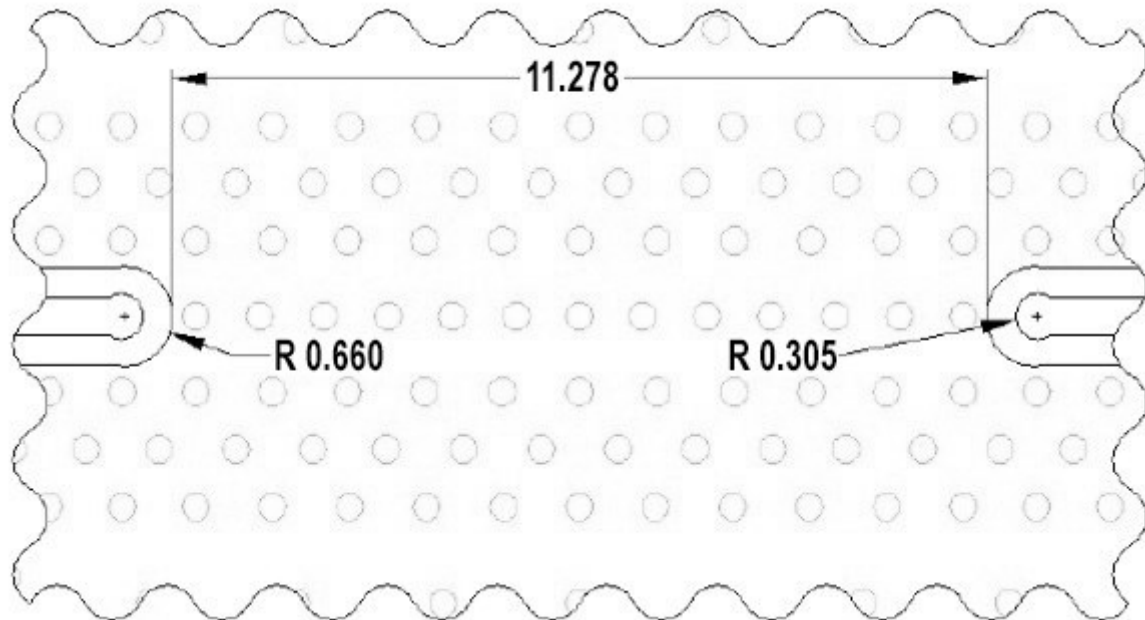
#### Bottom View



#### Notes :

1. Termination Finish:  
ENIG: 76-152  $\mu$ m Au over 1270  $\mu$ m Ni
2. Maximum Assembly Process Temperature: 250°C
3. Dimension tolerance:  $\pm 0.05$

### Recommended PCB Layout



Unit = mm

#### Note:

- 50 $\Omega$  trace dimensions are application specific.
- Ensure adequate grounding beneath the part.